Aqua

The Temperature Control People.

Aqua PRO

Aqua EcoPro

The Aqua Pro Range

Introducing a real pro

Our Aqua Pro chillers are specifically designed for the rigours of the process market. Innovative evaporator design, combined with the latest energy saving technology, results in a highly efficient, reliable and completely packaged chiller unit. Operating on R454B refrigerant, with the option for integrated free cooling (our EcoPro models), the Aqua Pro also leads the field with its environmentally friendly credentials. The range covers cooling capacities from 1kW to 1MW+, working with process fluid temperatures from -25°C to +20°C.

Aqua Pro Features and Benefits

Integrated Free Cooling

Achievable at higher ambient temperatures than with any other chiller brand.

Available From Stock

Next day, UK wide, delivery.

Benefits Include:

- Coaxial evaporator, 0.7mm thick copper and up to 8mm water ways. This eliminates risk of blockage and subsequent costly evaporator damage, a key factor to consider in process environments where water contamination levels can be higher than normal
- 0.4mm thick copper condenser – double the industry benchmark of 0.2mm
- R454B refrigerant operation (from our 30kW model upwards). This refrigerant has a GWP rating of just 466, 78% lower than R410A
- Integrated free cooling option, from 30kW to MW+ (our Aqua EcoPro range) – with free cooling achievable at higher ambient temperatures than with any other chiller brand on the market
- Robust construction, powder coated, galvanised steel frame, with a 3mm base thickness

Technical

Aqua Pro		MO5	MO8	M10	M15	M18	M20	021	031	041	051	071	081	101
Nominal Cooling Capacity (1)	kW	1.6	2.1	3.9	4.7	5.6	6.4	7.9	9.3	12.2	13.5	18.0	22.0	25.0
Total Absorbed Power (1)	kW	0.5	0.7	1.1	1.4	1.7	2.1	2.6	3.4	3.9	5.2	5.8	6.7	7.8
EER (1)	-	2.81	2.59	3.21	3.15	3.08	2.87	2.77	2.55	2.78	2.37	2.78	2.93	2.90
Nominal Cooling Capacity (2)	°C	2.3	3.0	5.5	6.7	7.7	9.0	11.2	13.2	17.3	19.1	25.4	31	35
Total Absorbed Power (2)	kW	0.4	0.6	1.0	1.2	1.5	1.9	2.3	3.0	3.5	4.6	5.2	6.0	6.9
EER (2)	-	4.38	4.04	5.04	4.96	4.85	4.53	4.34	4.00	4.35	3.72	4.34	4.58	4.56
Compressors/Circuits/Steps	nr.	1/1/1	1/1/1	1/1/1	1/1/1	1/1/1	1/1/1	1/1/1	1/1/1	1/1/1	1/1/1	1/1/1	1/1/1	1/1/1
Referigerant	R	R410A												
Type of Evaporator	-	Plate						Coaxial Evaporator						
Hydraulic Connections	BSP/DN	1/2"	1/2"	1/2"	1/2"	1/2"	1/2"	1"	1"	1"	1"	1"	1"	1"
Tank Volume	dm3	10	10	25	25	40	25	50	50	50	50	110	110	110
Expansion Vessel Volume	liters	N.A.						5				8		
Total Air Flow	m^3/h	700	650	1800	1800	1800	1580	4100	4100	4750	4750	6500	6800	6800
Fans	nr.	1	1	1	1	1	1	1	1	1	1	1	1	1
Electric Feed	V/Ph/Hz	230/1/50						400/3/50/N						400/3/50
F.L.A (Full Load Amps) (5)	A	6.1	7.5	10.8	12.4	14.3	16.7	10.2	10.5	13.3	13.9	18.8	19.8	21.1
Sound Pressure (6)	dB(A)	50	50	50.3	51.6	53	54.7	51.4	51.4	52.2	52.2	53.3	55.8	55.4
Length	mm	445	445	600	600	600	600	820	820	820	820	1010	1010	1010
Width	mm	440	440	725	725	725	725	615	615	615	615	720	720	720
Height	mm	806	806	1060	1060	1060	1060	1415	1415	1415	1415	1585	1585	1585
Weight Empty	kg	55	55	90	95	95	100	160	165	170	175	210	250	250
Weight Operating	kg	65	65	115	120	120	125	210	215	220	225	340	380	380

Aqua EcoPro		031	041	051	081	121	161	201	251	301	381	401	501	602	802
Nominal Cooling Capacity (3)	kW	9.2	11.5	14	23	28	35	41	53	57	70	82	95	112	141
Total Compressors Nominal Absorbed Power (3)	kW	3.2	4.4	5.8	6.8	7.0	9.1	10.7	14.7	14.7	18.1	21.8	25.6	29.1	36.6
EER (3)	-	2.34	2.25	2.12	2.68	3.23	2.67	2.79	2.84	3.02	3.17	2.96	3.01	3.02	3.03
Air Temperature 100% Free Cooling (3)	°C	-1.3	-3.4	-5	-0.1	1.2	1.3	0.9	0.1	1.2	1.2	1.5	1.2	1.3	1.0
Nominal Cooling Capacity (4)	kW	13	17	20	32	40	49	58	74	79	98	115	133	156	198
Total Compressors Nominal Absorbed Power (4)	kW	2.8	3.9	5.1	6.0	6.3	8.1	9.6	13.1	13.1	16.1	19.4	22.8	25.8	32.5
EER (4)	-	3.59	3.48	3.28	4.1	4.96	4.04	4.25	4.35	4.63	4.87	4.53	4.63	4.64	4.68
Air Temperature 100% Free Cooling (4)	°C	3.5	0.5	-1.8	5	6.9	7.1	6.5	5.4	6.9	4.87	7.3	6.8	7.1	6.6
Compressors/Circuits/Steps	nr.	1/1/1	1/1/1	1/1/1	1/1/1	1/1/1	1/1/1	1/1/1	1/1/1	2/1/2	2/1/2	2/1/2	2/1/2	4/2/4	4/2/4
Referigerant	R	R410A				R454b									
Type of Evaporator	-	Coaxial Evaporator													
Hydraulic Connections	BSP/DN	3/4"	3/4"	3/4"	1 1/2"	1 1/2"	1 1/2"	1 1/2"	1 1/2"	2"	2"	2"	2"	DN65	DN65
Tank Volume	dm3	50	50	50	270	270	270	270	270	410	410	410	410	390	500
Expansion Vessel Volume	liters	5	5	5	12	12	12	12	12	19	19	19	19	19	19
Total Air Flow	m^3/h	6115	6115	6800	13800	13000	30000	30000	28000	36000	36000	49500	54000	66000	72000
Fans	nr.	1	1	1	2	2	2	2	2	2	2	3	3	4	5
Electric Feed	V/Ph/Hz	400/3/50													
F.L.A (Full Load Amps) (5)	A	11.1	12.8	15.2	21.3	19.9	30.2	33.6	41.4	43.0	50.4	61.2	69.0	83.8	102.6
Sound Pressure (6)	dB(A)	49.7	49.7	53.2	56.6	56.6	58.5	58.6	59.6	59.1	59.3	60.8	61.4	61.8	62.9
Length	mm	1360	1360	1360	1610	1610	2220	2220	2220	3355	3355	3355	4355	4355	5350
Width	mm	720	720	720	860	860	1100	1100	1100	1105	1105	1105	1105	1105	1105
Height	mm	1585	1585	1585	1550	1550	2120	2120	2120	2205	2205	2205	2205	2205	2205
Weight Empty	kg	260	265	275	460	470	635	650	740	1120	1150	1180	1480	1675	1910
Weight Operating	kg	315	320	330	745	755	930	950	1035	1590	1620	1650	1970	2180	2515

(1) Inlet/Outlet water temperature=+12/+7°C. Condenser air temperature= +35°C. Fouling factor= 0.000043 m2K/W
(2) Inlet/Outlet water temperature= +20/+15°C. Condenser air temperature= +25°C
(3) Inlet/Outlet water temperature= +12/+7°C. Condenser air temperature= +35°C. 25% Ethylene Glycol

121	161	201	251	301	381	401	501	602	802	902	1002	1102	1302	1652	1902	2202
30	36	44	54	58	72	86	98	112	140	167	203	225	274	317	362	429
7.5	10.0	11.2	16.4	15.5	19.6	22.8	27.0	32.4	41.4	47.6	51.3	60.8	81.2	94.4	106.8	133
3.27	3.05	3.39	2.97	3.19	3.06	3.21	3.17	3.08	2.95	3.12	3.43	3.18	3.01	3.04	3.05	2.96
42	52	61	76	82	102	122	139	159	198	237	287	318	388	448	512	607
6.6	8.9	10.0	14.6	13.8	17.4	20.3	24.0	28.8	36.8	42.4	45.6	54.1	72.2	84.0	95.0	118.3
5.10	4.75	5.30	4.67	4.97	4.76	5.01	4.95	4.82	4.61	4.89	5.35	4.97	4.72	4.78	4.79	4.66
1/1/1	1/1/1	1/1/1	1/1/1	2/1/2	2/1/2	2/1/2	2/1/2	4/2/4	4/2/4	4/2/4	4/2/4	4/2/4	4/2/4	4/2/4	4/2/4	4/2/4
R454b																
Coaxial Evaporator												Shell and Tube Evaporator				
1 1/2"	1 1/2"	1 1/2"	1 1/2"	2"	2"	2"	2"	DN65	DN65	DN65	DN80	DN80	DN100	DN100	DN100	DN125
270	270	270	270	410	410	410	410	390	390	390	390	500	500	500	500	500
12				19												
15600	16400	14800	15600	24800	36000	34000	32000	40000	57000	54000	68000	91000	90000	85000	102000	96000
2	2	2	2	2	2	2	2	2	3	3	4	5	5	5	6	6
400/3/50																
19.6	25.5	28.6	36.7	38.4	48.7	55.5	63.3	73.4	92.1	105.8	131.7	151.2	168.4	191.4	221.6	264.8
54.8	57.5	55.3	58.8	57.6	59.3	59.5	60.3	59.5	61.1	61.4	63.1	64.3	65.7	65.7	66.1	68.5
1610	1610	1610	1610	2220	2220	2220	2220	3355	3355	3355	4355	5350	5350	5350	6350	6350
860	860	860	860	1100	1100	1100	1100	1105	1105	1105	1105	1105	1105	1105	1105	1105
1550	1550	1550	1550	2120	2120	2120	2120	2205	2205	2205	2205	2205	2205	2205	2205	2205
375	390	410	500	740	770	785	890	1210	1260	1320	1815	2105	2240	2415	2745	2810
675	690	710	800	1160	1190	1205	1310	1610	1695	1760	2275	2660	2800	2995	3345	3420

902	1002	1102	1302	1652	1902
164	191	213	258	303	338
45.1	51.4	60.7	81.1	91.0	106.9
2.98	3.11	2.93	2.77	2.94	2.85
1.8	0.9	0.4	-2.1	-8.3	-10.1
230	267	298	361	424	474
40.1	45.7	54.0	72.1	80.9	95.0
4.60	4.80	4.52	4.30	4.57	4.43
7.7	6.4	5.8	2.4	-6.3	-8.9
4/2/4	4/2/4	4/2/4	4/2/4	4/2/4	4/2/4
R454b					
Coaxial Evaporator		Shell and Tube Evaporator			
DN65	DN80	DN80	DN100	DN100	DN100
500	500	500	500	500	500
40	40	40	40	40	40
71000	80000	84000	84000	84000	84000
5	5	6	6	6	6
400/3/50					
116.3	138.9	158.4	175.6	198.6	224.4
63.0	63.7	64.8	66.1	66.1	66.1
5350	6350	6350	6350	6350	6350
1105	1305	1305	1305	1305	1305
2205	2180	2180	2180	2180	2180
2000	2465	2695	2820	2920	2980
2670	3130	3365	3510	3625	3700

(4) Inlet/Outlet water temperature= +20/+15°C. Condenser air temperature= +25°C; 25% Ethylene Glycol
(5) Data referred to standard configuration WP (with pump P3)
(6) Sound pressure level referred to measures according to normative ISO3744, pressure level at distance of 10m, referred to free field on reflecting surface

Integrated Free Cooling

Our Aqua EcoPro units incorporate a built-in free cooling coil, resulting in a fully packaged solution.

Plus, with an Aqua EcoPro, free cooling is achievable at higher ambient temperatures than with any other chiller brand on the market.

Free cooling delivers impressive year on year cost savings and gives fast payback on investment. Energy bills & maintenance costs dramatically reduce, your chiller lasts longer and the environmental impact of your business is significantly less.

Save up to

80%

on energy bills

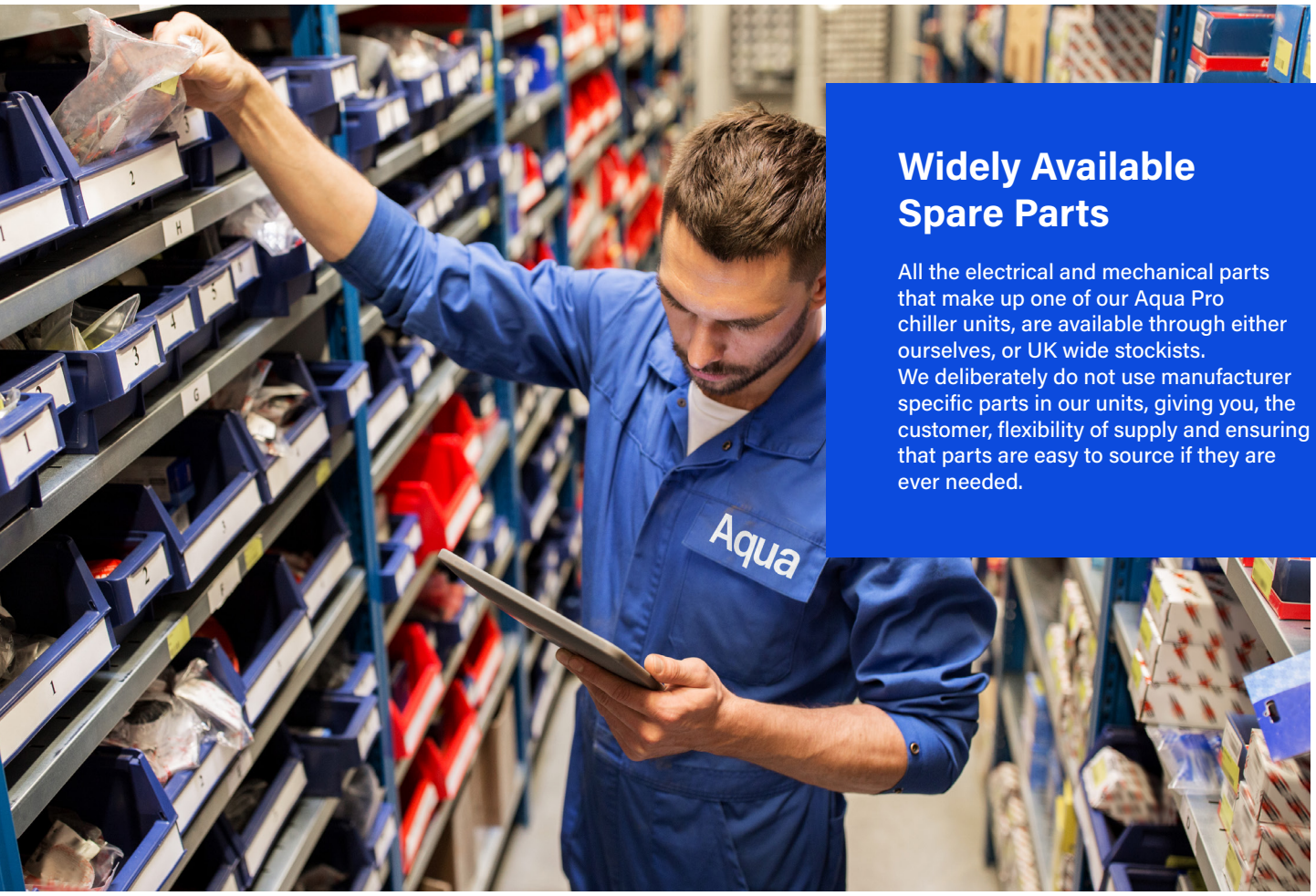

Widely Available Spare Parts

All the electrical and mechanical parts that make up one of our Aqua Pro chiller units, are available through either ourselves, or UK wide stockists.
We deliberately do not use manufacturer specific parts in our units, giving you, the customer, flexibility of supply and ensuring that parts are easy to source if they are ever needed.

Extended Warranty

Every Aqua Pro chiller unit, supplied with a Planned Preventative Maintenance agreement, comes with a 3-year warranty, giving you complete peace of mind. As well as benefitting from fixed maintenance costs, you are safeguarding the lifespan of your chiller, saving further over the longer term.



Design Flexibility

An Aqua Pro chiller is highly configurable, depending on the intricacies of your specific process requirements. If your site is based near the sea, we can select a corrosion-resistant finish to the chiller's condenser coil and exterior panelling. For clients working in noise-sensitive environments, due for example to local planning restrictions, we can select low noise fans and soundproofing options. With our larger Aqua Pro+ and Aqua EcoPro+ chiller units, internal tanks, pumps and control valves can be included. This gives them flexibility to be used as standalone units, or as part of a system. Our Aqua Pro+ units have a shell & tube evaporator, 0.4mm thick copper construction and large water pathways.

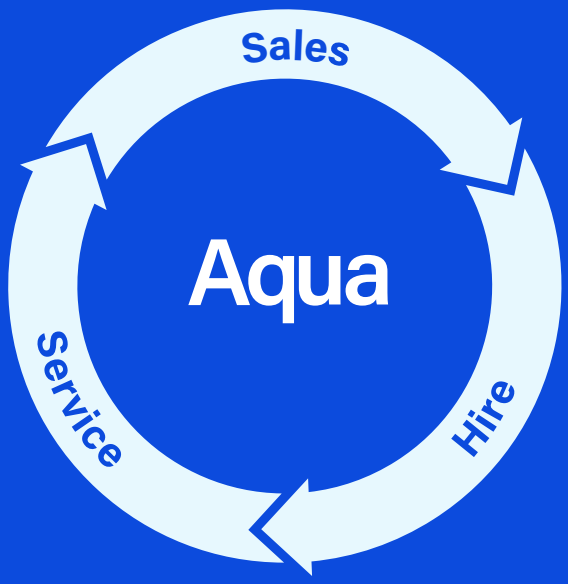

Sales, Hire, Service. Nationwide Coverage, Local Presence.

Aqua are temperature control experts, committed to designing & delivering market-leading solutions with a focus on energy efficiency, technical excellence and great customer service. Our Sales, Hire & Service divisions work together to offer a 360˚ approach.

With Engineers located across the UK, we deliver a local service with all the benefits you'd expect from a national company. Our Service Engineers are all F-Gas registered and Aqua are ISO 9001 and SafeContractor accredited.

Whether you're looking to purchase equipment, hire on a short or longer term basis, or needing support with service, maintenance & parts, we can help.

Contact us today and discover the Aqua Difference.

0333 004 4433

aquacooling.co.uk

sales@aquacooling.co.uk

SafeContractor APPROVED

f-gas register

ISO 9001 ISOQAR REGISTERED

UKAS MANAGEMENT SYSTEMS 0026